

Bike Safety Quiz

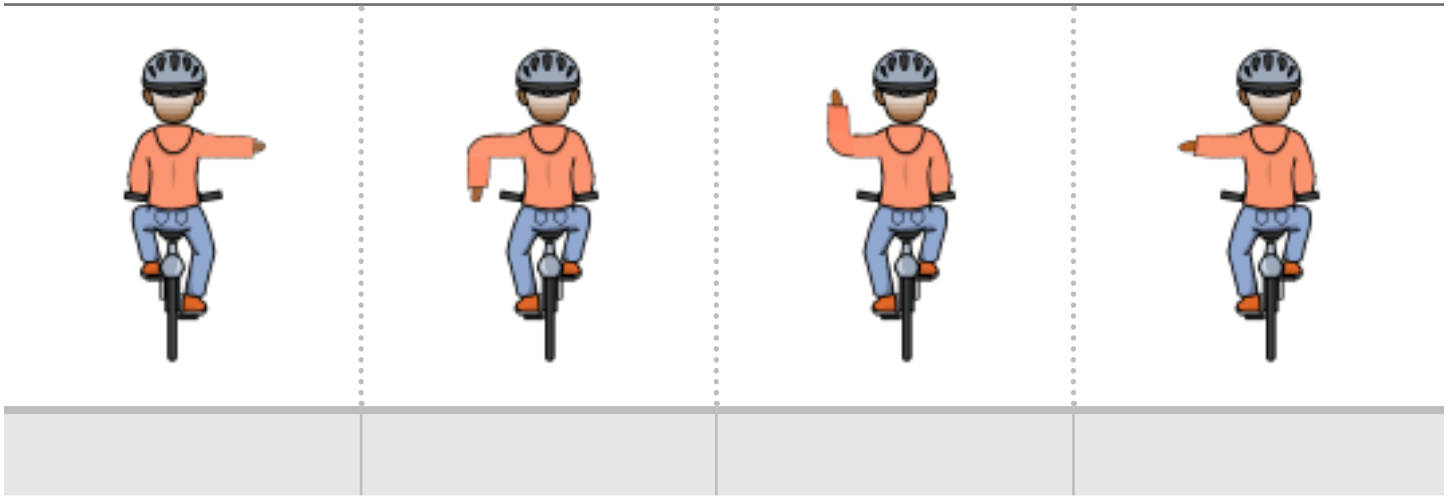
Riding a bike can be a lot of fun! However, with great fun comes great responsibility! Let's test your knowledge to make sure you have what it takes to be safe on two wheels!

- 1) If you had a crash, or dropped your helmet hard, your helmet...
 - a) is still safe to wear
 - b) should be replaced
 - c) should be cleaned
 - d) Can be worn if it looks ok
- 2) Which item is NOT required by law to be on your bike?
 - a) Bell
 - b) Reflectors
 - c) Water bottle
 - d) Reflective tape
- 3) ABC quick check stands for:
 - a) Always Be Closing
 - b) Alert Bike Checking
 - c) Air, Brakes & Bar, Chain & Crank
 - d) Alert, Beware, Caution
- 4) When riding on streets, cyclists:
 - a) Have to follow the same laws as automobile drivers
 - b) Have to slow down when going through a stop sign
 - c) Should ride on sidewalk to avoid traffic, when it is safe to do so
 - d) Must ride with others
- 5) Helmets should be worn:
 - a) When you are going riding longer than a kilometre
 - b) When you are likely to encounter obstacles
 - c) Whenever you are riding your bike
 - d) Only when you feel like it
- 6) Bikes are considered vehicles.
 - a) True
 - b) False
- 7) When riding at night, cyclists should:
 - a) Ride on sidewalks to avoid traffic
 - b) Wear dark clothing to avoid distracting vehicles
 - c) Wear brightly colored and reflective clothing
 - d) Ride against traffic to ensure eye contact is made with drivers
- 8) Cyclist should:
 - a) Ride as far on the right hand side of the road as possible
 - b) Ride as far on the left hand side of the road as possible
 - c) Ride in the middle of the road when possible
 - d) Ride in-between cars and lanes when possible

Bike Safety Quiz

9) Identify the proper signal with each picture by writing A,B,C under each picture.


- a) Stop
- b) Right-hand turn
- c) Left-hand turn



10) Riding your bicycle against traffic on a two-way street or against traffic on an one-way street is:

- a) A way to ensure that drivers can see you
- b) Against the law
- c) Not advisable, but not illegal
- d) Allowed only in residential areas

11) Identify the correct way to wear your helmet by placing a check under the correct image.



Bike Safety Quiz

Answers

Riding a bike can be a lot of fun! However, with great fun comes great responsibility! Let's test your knowledge to make sure you have what it takes to be safe on two wheels!

- 1) If you had a crash, or dropped your helmet hard, your helmet...
 - a) is still safe to wear
 - b) should be replaced**
 - c) should be cleaned
 - d) Can be worn if it looks ok

- 2) Which item is NOT required by law to be on your bike?
 - a) Bell
 - b) Reflectors
 - c) Water bottle**
 - d) Reflective tape

- 3) ABC quick check stands for:
 - a) Always Be Closing
 - b) Alert Bike Checking
 - c) Air, Brakes & Bar, Chain & Crank**
 - d) Alert, Beware, Caution

- 4) When riding on streets, cyclists:
 - a) Have to follow the same laws as automobile drivers**
 - b) Have to slow down when going through a stop sign
 - c) Should ride on sidewalk to avoid traffic, when it is safe to do so
 - d) Must ride with others

- 5) Helmets should be worn:
 - a) When you are going riding longer than a kilometre
 - b) When you are likely to encounter obstacles
 - c) Whenever you are riding your bike**
 - d) Only when you feel like it





- 6) Bikes are considered vehicles.
 - a) True**
 - b) False

- 7) When riding at night, cyclists should:
 - a) Ride on sidewalks to avoid traffic
 - b) Wear dark clothing to avoid distracting vehicles
 - c) Wear brightly colored and reflective clothing**
 - d) Ride against traffic to ensure eye contact is made with drivers

- 8) Cyclist should:
 - a) Ride as far on the right hand side of the road as possible**
 - b) Ride as far on the left hand side of the road as possible
 - c) Ride in the middle of the road when possible
 - d) Ride in-between cars and lanes when possible






Bike Safety Quiz Answers

- 9) Identify the proper signal with each picture by writing A,B,C under each picture.
- a) Stop
 - b) Right-hand turn
 - c) Left-hand turn

			
B	A	B	C

- 10) Riding your bicycle against traffic on a two-way street or against traffic on an one-way street is:
- a) A way to ensure that drivers can see you
 - b) Against the law**
 - c) Not advisable, but not illegal
 - d) Allowed only in residential areas

- 11) Identify the correct way to wear your helmet by placing a check under the correct image.

				
	✓			